



FLORENT®



D.NO.1016-E



D.NO.1016-F



D.NO.1016-G



D.NO.1016-H



D.NO.1016-I


FLORENT[®]



D.NO.1016-E



D.NO.1016-F



D.NO.1016-H




FLORENT
D.no-1016-II

TOP: 100% SILK WITH
HEAVY EMBROIDERY
DUPATTA: 100% VEIL
HEAVY EMBROIDERY



FLORENT
D.no:1016-F




TOP: 100% VELVET WITH
HEAVY EMBROIDERY
MIDLE: 100% VELVET
BOTTOM: 100% VELVET WITH
HEAVY EMBROIDERY





FLORENT®

D.no-1016-H



**TOP:- 9000 VELVET WITH
HEAVY EMBROIDERY**


BOTTAM/INNER:-9000 VELVET

**DUPATTA:- 9000 VELVET WITH
HEAVY EMBROIDERY**



FLORENT®

D.no-1016-F



**TOP:- 9000 VELVET WITH
HEAVY EMBROIDERY**

BOTTAM/INNER:-9000 VELVET


**DUPATTA:- 9000 VELVET WITH
HEAVY EMBROIDERY**





FLORENT®

D.no-1016-E



**TOP:- 9000 VELVET WITH
HEAVY EMBROIDERY**


BOTTAM/INNER:-9000 VELVET

**DUPATTA:- 9000 VELVET WITH
HEAVY EMBROIDERY**



FLORENT[®]

D.no-1016-G



**TOP:- 9000 VELVET WITH
HEAVY EMBROIDERY**

BOTTAM/INNER:-9000 VELVET

**DUPATTA:- 9000 VELVET WITH
HEAVY EMBROIDERY**





FLORENT[®]
D.no-1016-I



**TOP:- 9000 VELVET WITH
HEAVY EMBROIDERY**

BOTTAM/INNER:-9000 VELVET

**DUPATTA:- 9000 VELVET WITH
HEAVY EMBROIDERY**





FLORENT®

FLORENT®
D.no-1016-G



TOP-800 VELVET WITH
HEAVY EMBROIDERY
BOTTOMSLEEVE-800 VELVET
DUPATTA-800 VELVET WITH
HEAVY EMBROIDERY



FLORENT
D.no-1016-1



TOP: 90% VELVET WITH HEAVY EMBROIDERY.
BOTTOMS: 90% VELVET IN PANTS. 90% VELVET WITH HEAVY EMBROIDERY



FLORENT®



D.NO.1016-E



D.NO.1016-F



D.NO.1016-G



D.NO.1016-H



D.NO.1016-I