




FLORENT®

D.no-1016-B



**TOP:- 9000 VELVET WITH  
HEAVY EMBROIDERY**


**BOTTAM/INNER:-9000 VELVET**

**DUPATTA:- 9000 VELVET WITH  
HEAVY EMBROIDERY**



FLORENT®

D.no-1016-A



**TOP:- 9000 VELVET WITH  
HEAVY EMBROIDERY**

**BOTTAM/INNER:-9000 VELVET**

**DUPATTA:- 9000 VELVET WITH  
HEAVY EMBROIDERY**

FLORENT®




FLORENT  
D.no-1016-A

100% ORGANIC COTTON  
HEAVY EMBROIDERY  
SILK LINED - NON STRETCH  
SUSPENDED - NON FUSIBLE NET  
HEAVY EMBROIDERY



FLORENT®

D.no-1016-B



**TOP:- 9000 VELVET WITH  
HEAVY EMBROIDERY**

**BOTTAM/INNER:-9000 VELVET**

**DUPATTA:- 9000 VELVET WITH  
HEAVY EMBROIDERY**



FLORENT®




FLORENT  
Duo-1016-B



FLORENT®

D.no-1016-C



**TOP:- 9000 VELVET WITH  
HEAVY EMBROIDERY**

**BOTTAM/INNER:- 9000 VELVET**

**DUPATTA:- 9000 VELVET WITH  
HEAVY EMBROIDERY**



FLORENT®




FLORENT  
D.00-186-C



FLORENT®

D.no-1016-D



**TOP:- 9000 VELVET WITH  
HEAVY EMBROIDERY**

**BOTTAM/INNER:-9000 VELVET**

**DUPATTA:- 9000 VELVET WITH  
HEAVY EMBROIDERY**

FLORENT®



FLORENT  
B.no-1016-D



TOP: HEAVY EMBROIDERED  
HEAVY EMBROIDERED  
BOTTOM: HEAVY EMBROIDERED  
HEAVY EMBROIDERED



FLORENT®



D.NO.1016-A



D.NO.1016-B



D.NO.1016-C



D.NO.1016-D